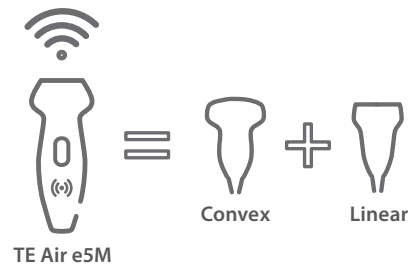


TE Air e5M

Wireless Handheld Ultrasound System
Versatility Untethered



Unlock the Power and Versatility of the TE Air e5M 2-in-1 Handheld Ultrasound

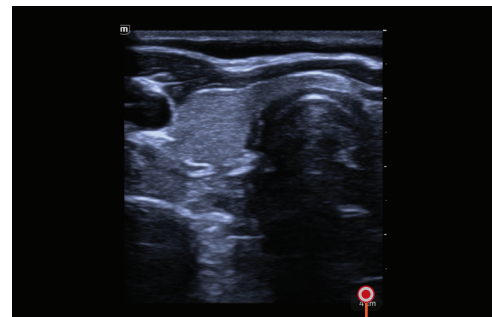


Handheld ultrasound devices are revolutionizing patient care by providing rapid, accessible, and efficient imaging, empowering healthcare professionals to make quicker, more informed decisions. The TE Air e5M Handheld Ultrasound System is designed to lead this transformation, offering unmatched portability and ease-of-use, making it the ideal tool for hospitals, general practices, and medical education settings.

Intelligent Image Optimization with iTouch⁺

iTouch⁺ enhances imaging efficiency and quality through two key features:

- **One-Click Optimization:** Instantly adjusts image parameters with a single click to deliver optimal image quality
- **Auto Preset Adjustment:** Automatically detects the anatomical structure being scanned and adjusts the preset settings to optimize the image quality, reducing manual adjustments and simplifying the scanning process



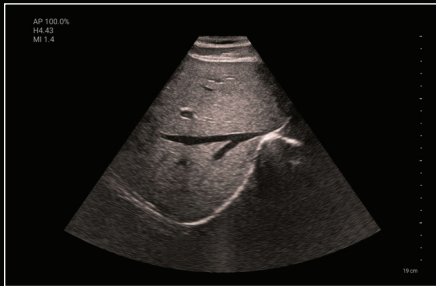
Automatically switches the exam type and optimizes the image

Auto Measurements

- **Smart Bladder:** Automatically detects three diameters of the bladder and calculates the bladder volume
- **Smart Calc:** Enables effortless measurement of lesion diameter and area
- **PW Auto Calc:** Automatic PW spectrum tracing and measurement

Precise Whole-Body Imaging

- **20+ dedicated presets:** Abdomen, Musculoskeletal (MSK), Small Parts, Vascular, Adult Cardiac, and OB/GYN
- **Frequently used presets:** These configurable presets appear at the top of the list, minimizing search time
- **Scanning modes:** B-mode, M-mode, Color Doppler, Power Doppler, and PW Doppler



Liver



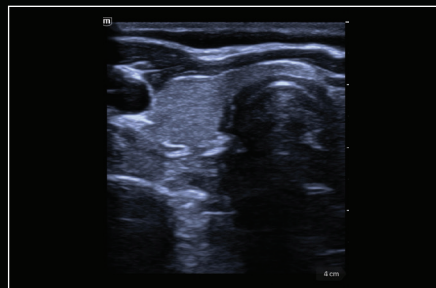
Kidney



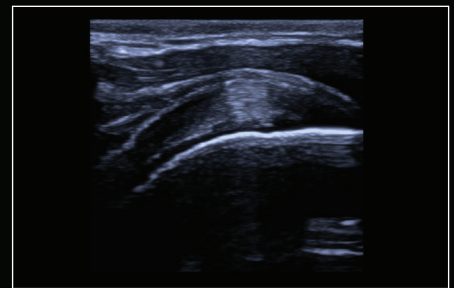
Fetus



Blood Vessels



Thyroid



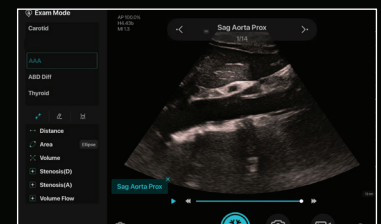
MSK

Streamlined Workflow

iWorks: Standardize and simplify your workflow with pre-labeled protocols

Education at Your Fingertips

iScanHelper: Dedicated built-in tutorial tool providing guidance on the "how and what" of ultrasound scanning. This resource includes anatomical illustrations, reference ultrasound images, and scanning tips.



TE Air Connectivity

The TE Air e5M, paired with the TE Air Mobile app, empowers users to overcome the limitations of cords and tight spaces while delivering premium scanning functionality—all without any subscription costs.

The TE Air App offers:

- An intuitive user interface that supports one-hand operation and ease-of-use
- On-board patient data management solutions that provide connected patient care
- Seamless connectivity with PACS to complement the department's workflow

Efficiency for All-Day Use



Air Capsule:

- Protective case and portable charger in one
- Air Capsule supports wireless charging
- A fully charged Air Capsule can support the TE Air for all-day use



Limit Your Downtime:



- Offers up to 120 mins of mixed use scanning
- Supports 35 mins fast charging from 0% to 90%
- Industry-leading 3 year warranty

Impressive Infection Control:



- IP68 waterproof and dustproof, fully immersible during the high level disinfection
- The TE Air e5M can be fully enclosed with a sterile probe cover to prevent contamination

Why Mindray

At Mindray, we believe everyone deserves access to quality healthcare. We've been advancing medical technologies for more than 30 years providing robust, best-in-class solutions that are focused on our customers and designed to address their biggest pain points. Mindray offers innovative, leading-edge, accessible ultrasound systems that empower you to provide the highest quality of care now and in the future. Experience peace of mind and see something better with Mindray ultrasound.



Mindray North America Headquarters in Mahwah, N.J.

Mindray North America

800 MacArthur Blvd., Mahwah, NJ 07430

Tel: 800.288.2121 Support: 877.913.9663 Fax: 800.926.4275 www.mindray.com

Mindray® is a registered trademark of Shenzhen Mindray Bio-Medical Electronics Co., Ltd. All brands and product names are trademarks of their respective owners. ©2025 Mindray DS USA, Inc. Subject to change. 07/25 P/N: 0002-08-40817 Rev 2.0

mindray

healthcare within reach